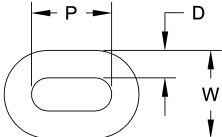
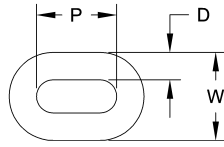


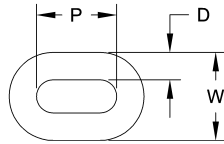
Load Chain Identification						
						
PRODUCT CODE (MODEL)	DIAMETER, d mm(IN)	WEIGHT/FT . (LBS)	CHAIN CODE	EMBOS S MARK	PITCH P (IN)	WIDTH W (IN)
CB005(M2) LB008(L3) LB010(L3)	6.3 (1/4)	0.58	LCCB005	K,KTK, TK-T	0.75	0.82
CB010(M2) LB015(L3)	7.1 (9/32)	0.76	LCCB010	K,KTK, TK-T	0.80	0.91
CB015(M2)	7.9 (5/16)	0.91	LCCB015	K,KTK, TK-T	0.91	1.02
CB020(M2) CB050(M2) CB060(M2) LB030(L3) LB060(L3)	9.5 (3/8)	1.30	LCCB020	K,KTK, TK-T	1.13	1.23
CB030(M2) CB100(M2) & UP	11.1 (7/16)	1.76	LCCB030	K,KTK, TK-T	1.31	1.43
LB020(L3)	7.1 (9/32)	0.76	LCLB020	-E,-M	0.80	0.91
CF005 CB005(M3) SHB010	5.0 (13/64)	0.36	LCCF005	IB,KT,K TI,TI-V	0.59	0.65
CF010 CF020 CB010(M3)	6.3 (1/4)	0.58	LCCF010	IB,KT,K TI,TI- V,HH	0.75	0.82
CF015 CF030 CF050 CB015(M3) CB030(M3) LB015(L4) LB020(L4) SHB020	7.1 (9/32)	0.76	LCCF015	IB,KT,K TI,TI- V,HH	0.84	0.89
CB020(M3) SHB030	8.0 (5/16)	0.95	LCC3020	IB,KT,K TI,TI-V	0.95	1.04

Load Chain Identification



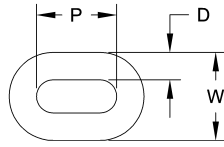
PRODUCT CODE (MODEL)	DIAMETER, d mm(IN)	WEIGHT/FT . (LBS)	CHAIN CODE	EMBOS S MARK	PITCH P (IN)	WIDTH W (IN)
CB025(M3) CB050(M3) & UP LB030(L4) LB060(L4) LB090(L4) SHB050 SHB080 SHB100	9.0 (23/64)	1.20	LCC3025	IB,KT,K TI,TI-V	1.07	1.16
LB008(L4) LB010(L4)	5.6 (7/32)	0.43	LCLB010	IB,KT,K TI,TI- V,HH	0.67	0.73
LB008(L5) LB010(L5)	5.6(7/32)	0.48	LCL5010NP	GT-V	0.62	0.73
LB015(L5)	7.1(9/32)	0.77	LCL5015NP	GT-V	0.79	0.93
LB020(L5) LB028(L5)	8.8(11/32)	1.16	LCL5028NP	GT-V	0.98	1.15
LB030(L5) LB060(L5) LB090(L5)	10(25/64)	1.51	LCL5030NP	GT-V	1.11	1.31
LX003	3.2(.13)	0.15	LCLX003NP	HTT+	0.35	0.45
LX005	4.3(.17)	0.25	LCLX005NP	GT-V	0.47	0.61
PAL003	(13/64)	0.36	PL0329	-	0.70	0.68
PAL005 PAC005	(9/32)	0.78	PG0546	-	0.74	0.93
PAL010 PAC010 PAC020	(5/16)	0.92	PG1046	-	0.86	1.04
EH005 EH010L	6.3 (1/4)	0.58	LCEH005	KI,KCK, CK-T	0.75	0.82
EH010S EH020L	7.1 (9/32)	0.76	LCEH010	KI,KCK, CK-T	0.80	0.91
EH015 EH020S EH030	9.5 (3/8)	1.30	LCEH020	KI,KCK, CK-T	1.13	1.23
EH025 EH050 & UP	11.1 (7/16)	1.86	LCEH025	KI,KCK, CK-T	1.31	1.43

Load Chain Identification



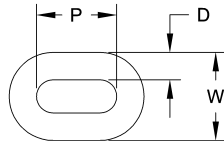
PRODUCT CODE (MODEL)	DIAMETER, d mm(IN)	WEIGHT/FT . (LBS)	CHAIN CODE	EMBOS S MARK	PITCH P (IN)	WIDTH W (IN)
SH003 SH005L (N)ER001H (N)ER003S SNER003S (N)ES003 (N)ES005L	5.0 (13/64)	0.37	LCER003C	IC,KC,K CIKCIM, CI-T	0.59	0.71
SH005S SH010L (N)ER003H (N)ER005L (NER005S SNER005L SNER005S (N)ES005S (N)ES010L TCR250 TCR500 TCR1000P2 TCR1000C2	6.3 (1/4)	0.57	LCER005C	IC,KC,K CIKCIM, CI-T	0.75	0.87
SH010S SH020L (N)ES010S (N)ES020L TCR-1000 TCR2000P2 TCR2000C2	7.1 (9/32)	0.76	LCES010	IC,KC,K CIKCIM, CI-T	0.83	0.98
(N)ER010L NER010M (N)ER010S SNER010L SNER010S	8.0 (5/16)	0.93	LCER010C	CI-T	0.94	1.10
(N)ER015S (N)ER020L NER020M (N)ER020S NER030C SNER020L SNER020S SNER030C (N)ES015 (N)ES020S (N)ES030	10.0 (25/64)	1.53	LCER020C	IC,KC,K CIKCIM, CI-T	1.18	1.38

Load Chain Identification



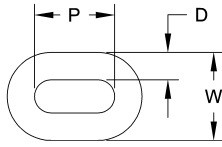
PRODUCT CODE (MODEL)	DIAMETER, d mm(IN)	WEIGHT/FT . (LBS)	CHAIN CODE	EMBOS S MARK	PITCH P (IN)	WIDTH W (IN)
(N)ER025S (N)ER050L & UP (N)ES025 (N)ES050 & UP TCR3000 TCR6000	11.2 (7/16)	1.97	LCER025C	IC,KC,K CIKCIM, CI-T,HH	1.34	1.54
(N)ER030L (N)ER030C	12.5 (31/64)	2.30	LCER030C	CI-T	1.49	1.73
ED125 & UP	4.0 (5/32)	0.23	LCED125	JI-T	0.48	0.53
(N)ER001H (N)ER003S SNER003S	5.0 (13/64)	0.37	LCER003	ZI-T	0.59	0.71
(N)ER003H (N)ER005L SNER005L (N)ER005S SNER005S	6.3 (1/4)	0.57	LCER005	ZI-T	0.75	0.87
(N)ER010L SNER010L NER010M (N)ER010S SNER010S	8.0 (5/16)	0.93	LCER010	ZI-T	0.94	1.10
(N)ER015S (N)ER020L SNER020L NER020M (N)ER020S NER030C SNER030C	10.0 (25/64)	1.53	LCER020	ZI-T	1.18	1.38
(N)ER025S (N)ER050L & UP	11.2 (7/16)	1.97	LCER025	ZI-T	1.34	1.54
(N)ER030L (N)ER030S	12.5 (31/64)	2.30	LCER030	ZI-T	1.49	1.73
(N)ER001H (N)ER003S SNER003S	5.0 (13/64)	0.37	LCER003NP	AI-T	0.59	0.71

Load Chain Identification



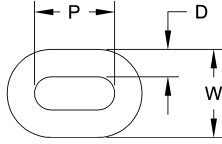
PRODUCT CODE (MODEL)	DIAMETER, d mm(IN)	WEIGHT/FT . (LBS)	CHAIN CODE	EMBOS S MARK	PITCH P (IN)	WIDTH W (IN)
(N)ER003H (N)ER005L SNER005L (N)ER005S SNER005S	6.3 (1/4)	0.57	LCER005NP	AI-T	0.75	0.87
(N)ER010L SNER010L NER010M (N)ER010S SNER010S	8.0 (5/16)	0.93	LCER010NP	AI-T	0.94	1.10
(N)ER015S (N)ER020L SNER020L NER020M (N)ER020S NER030C SNER030C	10.0 (25/64)	1.53	LCER020NP	AI-T	1.18	1.38
(N)ER025S (N)ER050L & UP	11.2 (7/16)	1.97	LCER025NP	AI-T	1.34	1.54
(N)ER030L (N)ER030S	12.5 (31/64)	2.30	LCER030NP	AI-T	1.49	1.73
(N)ER2001H (N)ER2001HD (N)ER2003S (N)ER2003SD	4.3 (0.17)	0.28	LCER2003NP	FT-DAT	0.48	0.56
(N)ER2003H (N)ER2003HD (N)ER2005L (N)ER2005LD (N)ER2005S (N)ER2005SD	6.0 (0.24)	0.54	LCER2005NP	RH-DAT	0.66	0.77
(N)ER2010L (N)ER2010LD (N)ER2010S (N)ER2010SD (N)ER2020C (N)ER2020CD	7.7 (0.30)	0.89	LCER2010NP	RH-DAT	0.85	0.99

Load Chain Identification



PRODUCT CODE (MODEL)	DIAMETER, d mm(IN)	WEIGHT/FT (LBS)	CHAIN CODE	EMBOS S MARK	PITCH P (IN)	WIDTH W (IN)
(N)ER2015S (N)ER2015SD (N)ER2020L (N)ER2020LD (N)ER2020S (N)ER2020SD (N)ER2030C (N)ER2030CD	10.2 (0.40)	1.57	LCER2020NP	RH-DAT	1.13	1.31
(N)ER2025S (N)ER2025SD (N)ER2050L (N)ER2050LD	11.2 (0.44)	1.90	LCER2025NP	RH-DAT	1.24	1.44

HAND CHAIN IDENTIFICATION



PRODUCT CODE	DIAMETER, d mm(IN)	WEIGHT/FT. (LBS)	CHAIN CODE	EMBOSS MARK	PITCH, P (IN)	WIDTH, W (IN)
CB005(M2) CB010(M2)	5.0 (13/64)	0.30	HCCB005	-	0.87	0.62
CB015(M2) & UP ALL GT-TI'S ALL N2, N4, N5 & N6 GEARED END TRUCKS	6.0 (15/64)	0.40	HCCB015	-	1.05	0.81
ALL CF'S ALL CB(M3) & CB(M3B) ALL GT,T3'S, TF2 ALL SHB	5.0 (13/64)	0.30	HCCF005	-	0.98	0.73

NOTE:

- 1) Common diameter chains are not interchangeable because of a difference of strength, width and pitch of the chain.
- 2) Dimensions are approximate.

Nickel Diffused (ND) load chain marking:

Std. W/o ND

TI-V
TK-T
CI-T
CK-T
TS-V
ZI-T

ND Chain

UI-V
JK-T
EI-T
EK-T
US-V
EI-T
PH-DAT