

The RH Hoists are designed to be mounted from 4 bearing or suspension points. There are 4 points at the bottom of the hoist and 4 points on the top of the hoist. See Figures 1 and 2.

The Eye Bolt Kits are to be used in either the Deck (bearing) or Suspended configurations. Hoists mounted in either the Deck or Suspended configuration must use the Eye Bolt Kits. The Eye Bolt Kit provides all the hardware necessary to fasten the Deck mounted hoist to a deck surface or when suspending the hoist from a point above the hoist.

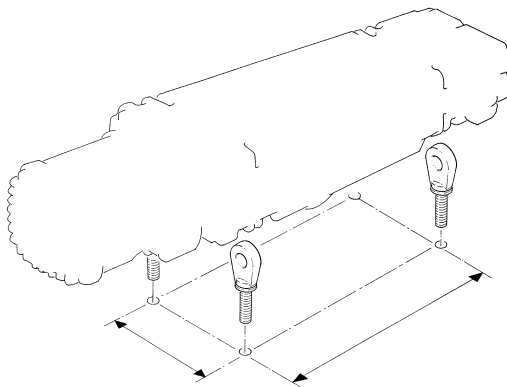


Figure 1
Deck Mount Configuration

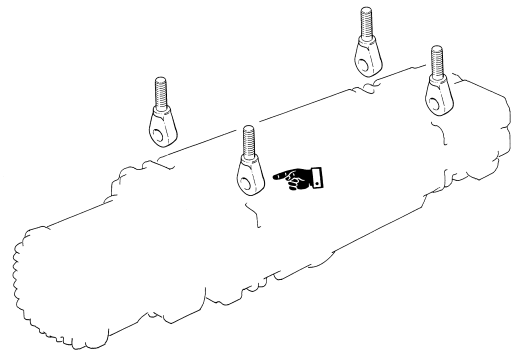
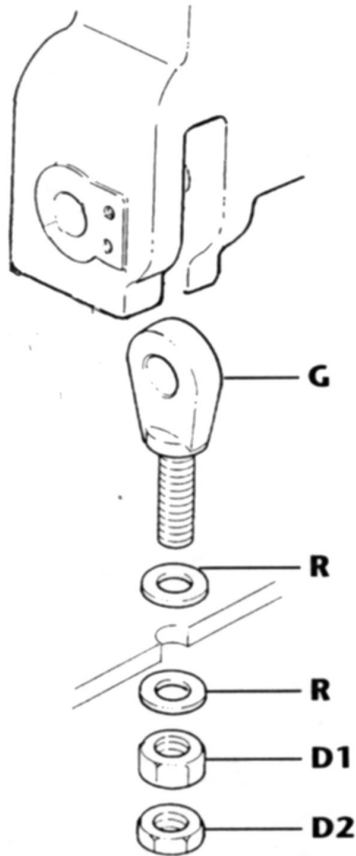


Figure 2
Suspended Mount Configuration

There are 4 Eye Bolt Kits, 1 for each hoist size. To determine the hoist size, refer to the RH Owner's Manual, paragraph 2.0 Technical Information, sub paragraph 2.1.2 on page 8. Using the hoist size, select the proper size Eye Bolt Kit from the following charts.



SIZE 1 RH EYE BOLT KIT – P/N DRH1A0KG0			
FIG.	QTY	DESCRIPTION	PART NUMBER
G	4	EYE BOLT	DRH160310
R	8	WASHER	D23016000
D1	4	NUT M16 UNI5587	B01016000
D2	4	NUT M16 UNI5588	B03016000

SIZE 2 RH EYE BOLT KIT – P/N DRH2A0KG0			
FIG.	QTY	DESCRIPTION	PART NUMBER
G	4	EYE BOLT	DRH260310
R	8	WASHER	D23020000
D1	4	NUT M20 UNI5587	B01020000
D2	4	NUT M20 UNI5588	B03020000

SIZE 3 RH EYE BOLT KIT – P/N DRH3A0KG0			
FIG.	QTY	DESCRIPTION	PART NUMBER
G	4	EYE BOLT	DRH360310
R	8	WASHER	D23024000
D1	4	NUT M24 UNI5587	B01024000
D2	4	NUT M24 UNI5588	B03024000

SIZE 4 RH EYE BOLT KIT – P/N DRH4A0KG0			
FIG.	QTY	DESCRIPTION	PART NUMBER
G	4	EYE BOLT	DRH460310
R	8	WASHER	D23030000
D1	4	NUT M30 UNI5587	B01030000
D2	4	NUT M30 UNI5588	B0300000