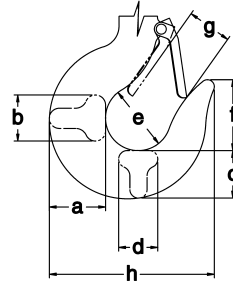
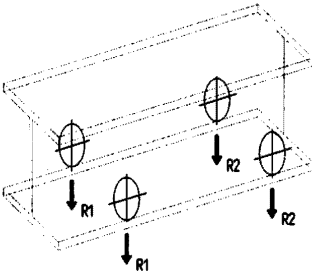


# RH Advantage Trolley Hoists Bottom Hook Dimensions



Capacity (Tons)	Product Code	a (in)	b (in)	c (in)	d (in)	e (in)	f (in)	g (in)	h (in)
5	RH05U-23D4G⓪W-A	2.6	2.1	2.3	1.8	2.5	2.8	1.7	6.7
	RH05U-33D4G⓪W-A								
7 1/2	RH08U-23D3G⓪W-A	3.5	2.8	3.0	2.4	3.1	3.5	2.0	8.9
	RH08U-33D3G⓪W-A								
10	RH10U-23D4L⓪W-A	3.5	2.8	3.0	2.4	3.1	3.5	2.0	8.9
	RH10U-33D4L⓪W-A								

## RH Advantage Trolley Hoists Reaction Forces at Rated Load

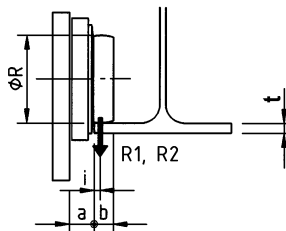


Capacity (Tons)	Trolley Wheel Reaction Forces		
	Product Code	R1 (lbs)	R2 (lbs)
5	RH05U-23D4GⓈW-A	3819	1660
	RH05U-33D4GⓈW-A	4356	1178
7 1/2	RH08U-23D3GⓈW-A	5569	2410
	RH08U-33D3GⓈW-A	6356	1678
10	RH10U-23D4LⓈW-A	7523	3626
	RH10U-33D4LⓈW-A	8704	2566

## RH Advantage Trolley Hoists Trolley Wheel Dimensions

6

Capacity (Tons)	Product Code	a (in)	b (in)	I (in)	Wheel Dia. Ø R (in)	Maximum Flange Thickness t (in)
5	RH05U-23D4GⓈW-A	1.38	1.14	0.47	4.92	0.91
	RH05U-33D4GⓈW-A					
7 1/2	RH08U-23D3GⓈW-A	1.38	1.14	0.47	4.92	0.91
	RH08U-33D3GⓈW-A					
10	RH10U-23D4LⓈW-A	1.77	1.50	0.75	7.87	1.50
	RH10U-33D4LⓈW-A					



Note: See Reaction Forces at Rated Load table for reaction forces R1 and R2.